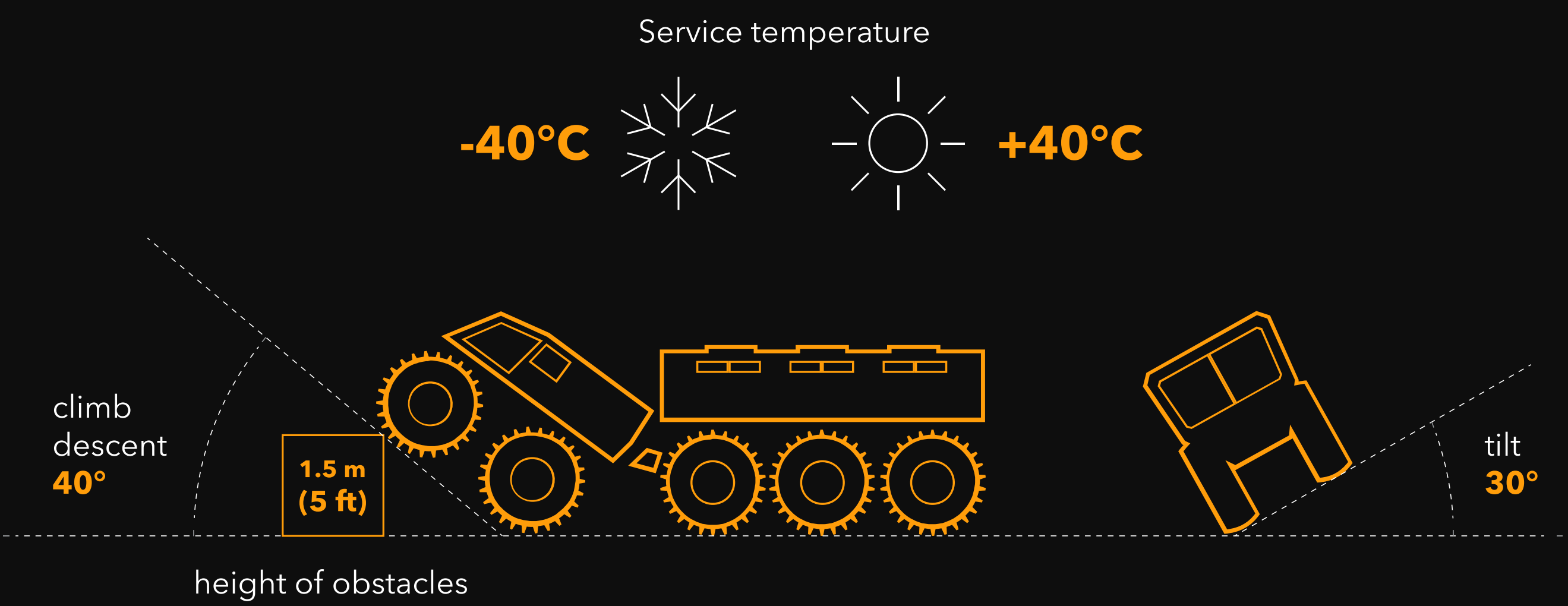


# SHERP the Ark 3400



grass, forests, sand, peat, moor, marsh, beach, dunes, rocks, scree, gravel, snow, ice, climbing from waters onto the ice etc.



pond, lake, river, river delta, sandbanks, shore, intertidal coasts, ocean, polar ice shoals, frozen waters etc.

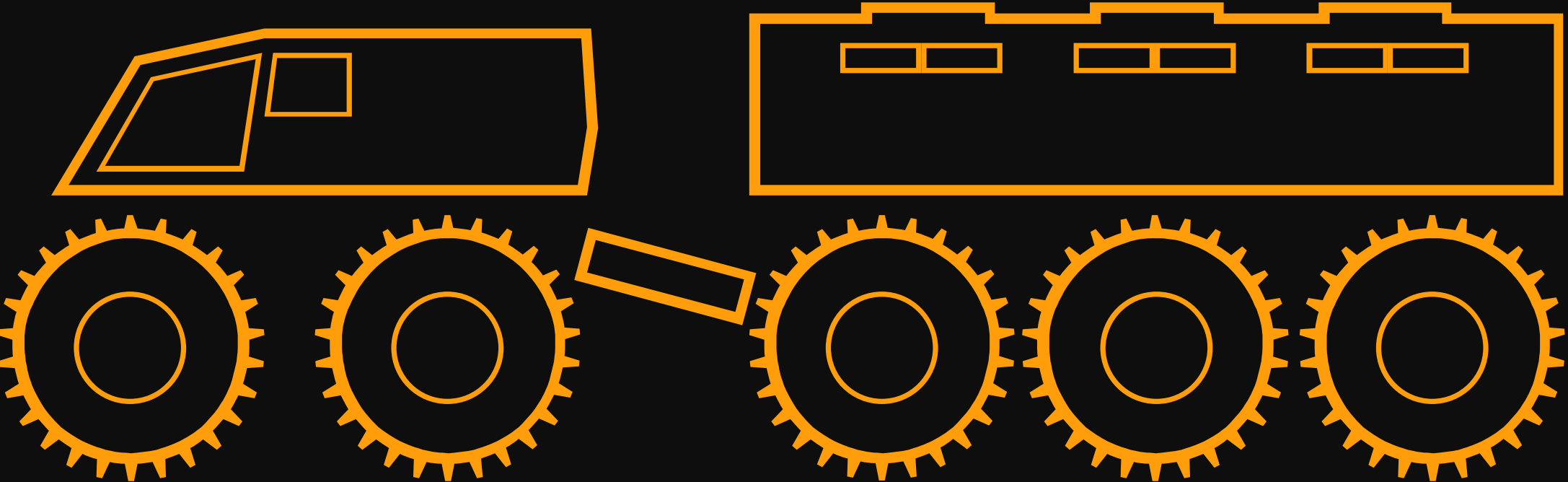


## High loading capacity

Haul all the equipment your team needs.

Up to **3,400 kg** (7500 lb)



Up to **22 passengers**



# SHERP the Ark 3400 (People mover)

Body type	Hardtop
Body material	Steel (frame and bottom, hot dripped galvanized) and aluminium (cabin)
Steering	Steering wheel, multi-power articulated (3-axis)
Tire size	1600 x 600 x 25 (63 x 23 x 25 in)
Type of tyres	Tubeless, extra-low pressure
Suspension	Pneumatic circulating, separate adjustment for front and rear sections
Maximum speed (at the top-gear)	Up to 30 km/h (18.6 mph)
Minimum speed (at the low-gear)	2 km/h (1,2 mph)
Engine model	Doosan D24
Fuel type	diesel
Emission control	Stage 5 / Tier-4-final
Engine DOC (Diesel Oxidation Catalyst)	DOC+DPF/DOC only
Fuel consumption	8-12 L/h (2-3 gal/h)
Engine displacement	2.4 L
Cylinder count	4
Max engine power	55,4 kW (74,3 hp)
Max engine torque	320 Nm
Generator Performance	140 A
Fuel tank volume	180 L (63 gal) (30 L [8 gal] in a front section, 150 L in rear section)
Capacity of additional fuel canisters	10 x 58 L (15 gal)
Gearbox	mechanical, 5-speed
Dry weight	5382 kg
Loading capacity	2000 kg (400 kg (880 lb) in front section and 1600 kg in rear section)
Towing capacity	4000 kg
Cabin internal volume	5.9 m3
Rear space internal volume (without seats)	14.2 m3
Overall internal volume	20.1m3
Maintenance interval (first/regular)	250 hours (first 50 hours)
Parking brake system	Mechanical handbrake